

**What comes to
mind when you
think about
compare and
contrast?**



Students, write your response!



Pear Deck Interactive Slide
Do not remove this bar

Watch video of the “3 Little Pigs”



Watch video of the “The True Storey of the Three Little Pigs.””



Draw or type 2 things that are comparing (alike) about the 2 stories.

1

2



Students, draw anywhere on this slide!

Draw or type 2 things that are contrasting (different) about the 2 stories.


1

2




Students, draw anywhere on this slide!

Watch video of “Prince Cinders.’




Watch video of “Cinder-Elly’



In small groups, compare and contrast “Prince Cinders” and “Cinder-Elly.”

“Prince Cinders”



“Cinder-Elly”



Students, draw anywhere on this slide!

In small groups, discuss the story elements of the stories.
Type, draw, or act out the story elements.

Setting

Main Characters

Problem

Main Events

Resolution



Students, draw anywhere on this slide!

Pear Deck Interactive Slide
Do not remove this bar

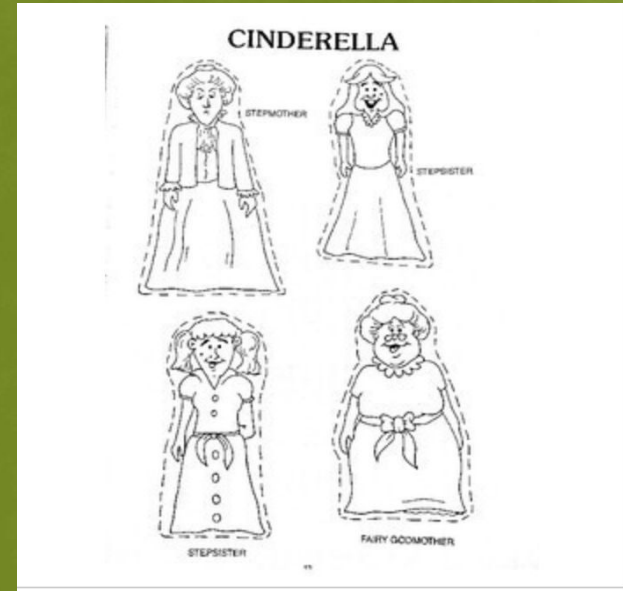
Ways to show what you have learned!

1. Digital comic strip of your own narrative story of the fairytale “Cinderella.” Here is a website to make your own comic strip.

<https://makebeliefscomix.com/>

2. In small groups, make stick puppets out of your characters of your version of the story “Cinderella.” Here are example cut out characters,, but you are welcome to make your own puppets! Your puppet play will be recorded and broadcasted to the class.

All student complete when done with projects: After all presentations are complete and presented to the class. You can either show your knowledge of comparing and contrasting by drawing or writing about any 2 plays or comic strips and how they are alike or different.



Students, draw anywhere on this slide!